

**Pump
Pumping**

M 41.5Z

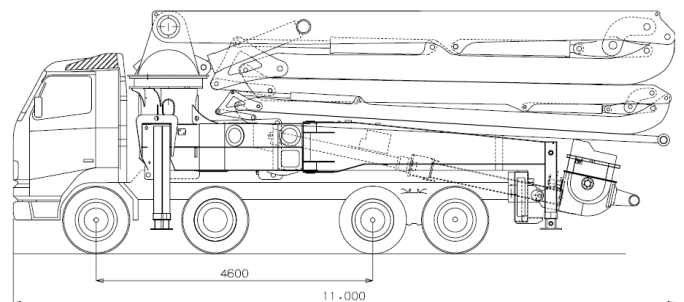
**DN 125
group 2320**

Standard features

- Proportional radio remote control.
- Electric vibrator
- Automatic grease lubrication system for pumping group.
- Oil automatic lubrication for pumping pistons.
- Syntetic plates for the four outriggers with storage.
- Light on the hopper.
- Accessories for washing.
-

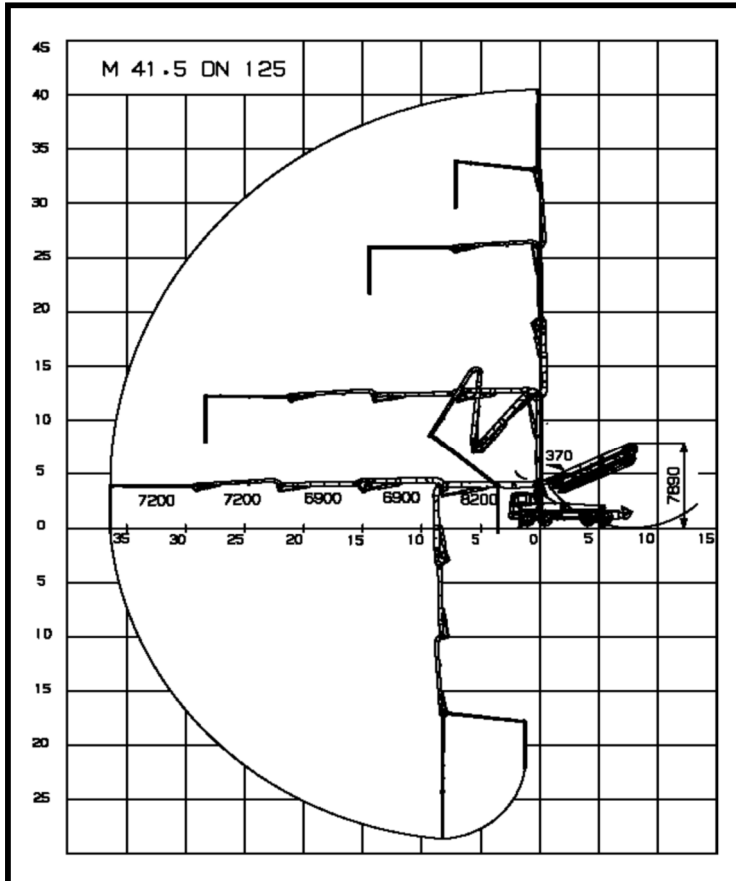
Optional

Pipeline in twin pipe



Main features

- One body frame to bear efficiently the torsional effects.
- Front and back hydraulic outriggers with minimum floor space.
- Boom M 41 - 5 elements Z opening with pipeline 125 mm diameter.
- Control of the boom elements in multiple and proportional way.
- Proportional control of the concrete output .
- Safety valves directly flanged on all the cylinders of the boom.
- Power take off from the truck.
- Concrete pipes with large radius elbows and without shaped pipes.



Boom M 41.5 DN 125

boom	5 sez.
vertical height	40.2 m
max. horizontal distance	36.5 m
min. opening height	7,8 m

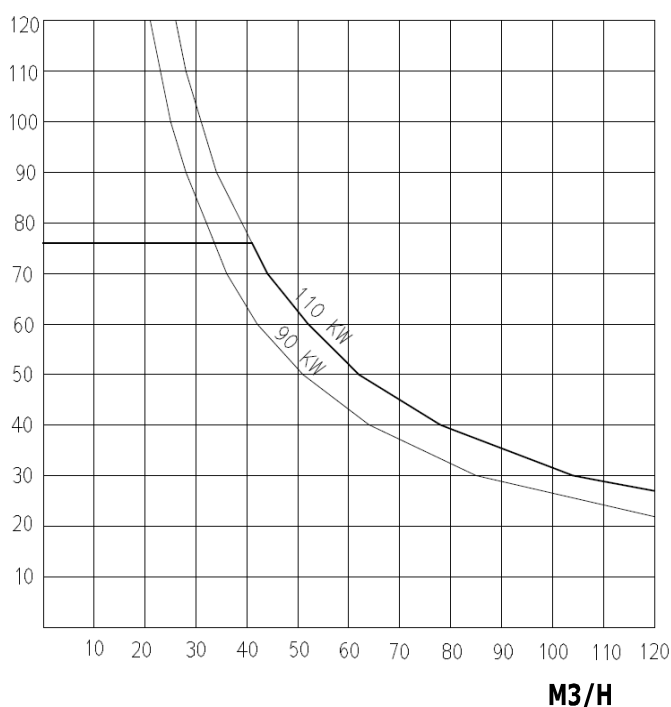
Rotation angles

1° element	90°
2° element	180°
3° element	240°
4° element	180°
5° element	260°
base rotation	370°

Technical data

Outriggers	4 hydraulic drive
Base stabilisation	8.5 / 8,5 m
Pipeline diameter	125 mm
Lenght end hose	4 m
Rotation speed	0,3 rev/min
max hydraulic pressure	350 bar
Cubic capacity hydraulic pump	30 cc
Voltage electrical plant	24 Volt

PRESSURE ON CONCRETE BAR



Pumping group 2320

Technical data

Production per hour	130 M3/H
Pressure on concrete	76 bar
Max. cycles	25 min-1
Pumping cylinders	2 with "S" valve
Diameter cylinders	230X1500 mm
Hopper	0,5 M3
Mixer speed	20 min-1
Water tank	1400 L
Type hydraulic pump	pistons pump
Diam. Pipe hopper way out	7"

Truck

Indicative total weight equipment	22 ton
Assembling on frame 4 axles wheelbase	4.200
PTO ratio	1:1,26 -1:1,55 / 900—2000 Nxm